



e VITARA



Conquer your limits. Go further and dig deeper.
Discover the freedom of true 4x4 SUV capability.
With its zero-emission EV powertrain, e VITARA sets
a new standard for the next generation of SUVs.
You and e VITARA, a partnership that reaches
beyond to the unknown.

Don't hesitate









Don't hesitate to go forward



Power, range and safety for greater pleasure and practicality

The e VITARA introduces an all-new EV powertrain designed to provide optimum SUV driving performance along with the peace of mind that comes with knowing it produces zero emissions. The wheels are driven by eAxle, a line-up of highly efficient electric motor drive units that are compact yet powerful. The 2WD e VITARA employs a single eAxle drive unit in the front, while the 4WD version adds a second unit to power the rear wheels. eAxle is powered by a lithium iron-phosphate battery pack. Designed to ensure stable and reliable performance, the battery pack features advanced thermal management and a variety of built-in safeguards against overheating and short circuits, such as liquid cooling, individual battery cells each contained in separate chamber, and battery voltage monitoring. Charging is designed to be as easy, quick and convenient as possible and, when using SUZUKI CONNECT, you can even access related notifications, settings and status updates on your smartphone. The e VITARA can be charged to 80% capacity in as little as 45 minutes when using rapid charging.*

* Based on in-house testing at room temperature for development purposes, aimed at achieving the following targets:

- DC charging - rapid: 45 minutes (from 10 to 80%)
- AC charging - 11kW, 3phase:

- [61kWh battery] 5.5 hours (from 10 to 100%)

- [49kWh battery] 4.5 hours (from 10 to 100%)

- AC charging - 7kW, 1phase:

- [61kWh battery] 9 hours (from 10 to 100%)

- [49kWh battery] 6.5 hours (from 10 to 100%)

Actual charging time will vary and is dependent on several factors, including ambient temperature and battery temperature, condition and age.

The required time increases in cold weather or if the battery temperature activates one of the safeguarding schemes.

1 Driving modes

The e VITARA provides three easily selected driving modes. **ECO** extends cruising range by regulating air conditioner power consumption and accelerator response. **NORMAL** provides optimal power delivery for ordinary driving. **SPORT** provides quicker response to accelerator pedal input for a more powerful driving experience.

Related mode functions can be operated using switches on the front console or through the display audio. This includes switches for enabling or disabling **SNOW** mode on 2WD models, and **AUTO** or **TRAIL** mode on 4WD models.

2 HEARTECT-e platform

HEARTECT-e is a new platform developed exclusively for EVs. While inheriting the concept of the existing HEARTECT platform, it enables the installation of a large battery pack. Furthermore, the battery pack is utilised as part of the framework structure, resulting in lightness and high rigidity. In addition, the large battery pack is mounted under the floor, resulting in a vehicle with a low centre of gravity that demonstrates excellent handling stability. And, because the framework is specially designed for the EV power unit, the e VITARA achieves a minimum turning radius of 5.2m, even while adopting 19-inch tyres*.

* GLX grade only

HEARTECT





3 Suspension and brakes

MacPherson struts up front enhance ride comfort, steering response and NVH performance, while the multi-link rear suspension provides handling stability and ride comfort. High-rigidity components help ensure enhanced tyre contact, and a longer compression stroke improves rear seat ride comfort when traversing uneven terrain. 18-inch ventilated disc brakes on all four wheels help realise sure stopping performance.

4 NVH performance

Not only is the conspicuous lack of engine noise immediately noticeable, but efforts to minimise all other sources of noise that might otherwise be heard in the cabin make driving all the more pleasurable.

Measures include integrating the battery box into the underfloor as a rigid structural member to suppress road noise, employing sound-insulating baffles and insulated glass to cut wind noise, and insulating eAxle noise and vibration to minimise unpleasant high-frequency noise.





Front eAxe



Rear eAxe



ALLGRIP^e

The e VITARA inherits Suzuki's own ALLGRIP 4WD technology and adapts it for EV use. ALLGRIP-e is an electronically controlled dual-motor four-wheel-drive system that helps you explore the great outdoors more freely and pursue your passion for adventure to the fullest. With its dual motors producing more than 1.5 times the maximum torque of the 2WD configuration, ALLGRIP-e heightens your enjoyment of truly dynamic driving. In addition, ALLGRIP-e leverages its independent control over the front and rear eAxe motor drive units to instil you with confidence and let you take charge when driving on challenging road surfaces or in inclement weather. Whether you want to tackle winding roads or rough terrain, and whether you find yourself in a downpour or snowy conditions, ALLGRIP-e's AUTO and TRAIL modes enhance driving performance and stability for greater driving pleasure and peace of mind.

1 4WD modes

ALLGRIP-e's 4WD modes leverage the quick response of electric motors to assist acceleration by precisely controlling torque distribution to the front and rear wheels. On slippery road surfaces, acceleration is assisted by automatically optimising torque delivery to compensate for wheel slippage detected at the front or rear.

AUTO

AUTO mode provides excellent manoeuvrability and stability on rough roads by automatically controlling front and rear wheel torque delivery in accordance with the road conditions of any given moment.

TRAIL

If a wheel slips while driving in TRAIL mode, braking force is applied to that wheel and the brake limited slip differential (brake LSD) distributes greater torque to the opposite wheel than when in AUTO mode. This helps facilitate smoother exits from slippery patches on the road where you might otherwise find yourself stuck.

2 Hill hold control

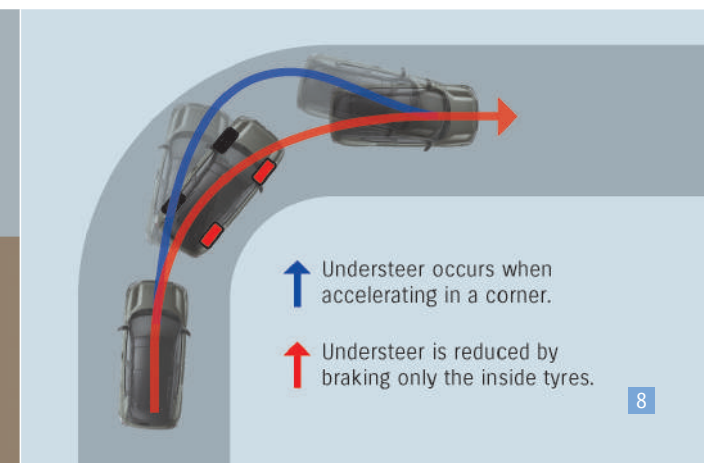
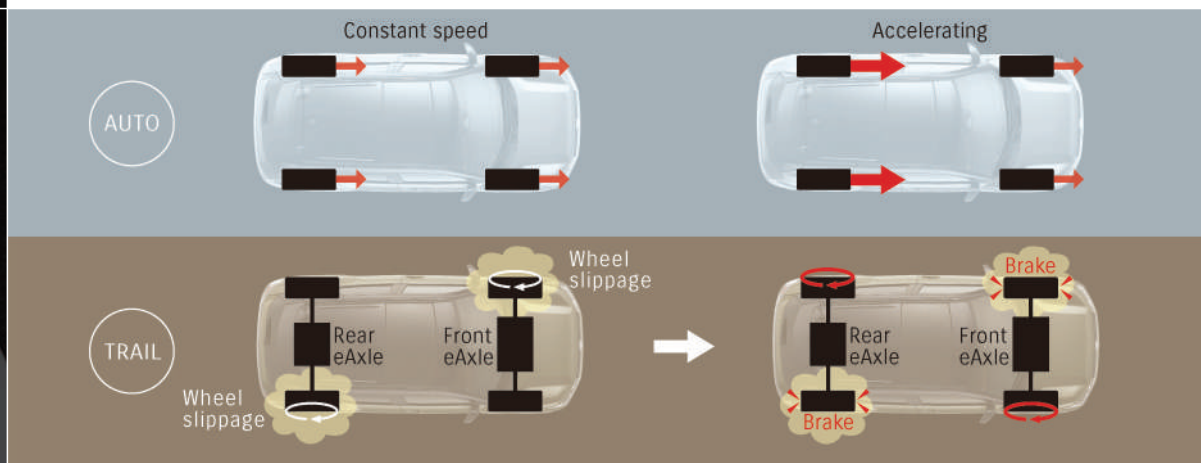
When starting out on an uphill incline, hill hold control gives you time to comfortably move your foot from the brake to the accelerator by preventing the e VITARA from rolling backward for approximately two seconds.

3 Hill descent control

Hill descent control automatically applies the brakes as needed to maintain a fixed speed and enable you to focus on steering and obstacle avoidance when driving down steep slopes.

4 Active cornering control

Active cornering control engages before tyre slip occurs to counter understeer when accelerating in a corner and improves cornering performance by applying brakes only to the inside wheels in the corner.





Design concept

All aspects of the bold styling were based on a concept image of a cool “metal beast” created to set the motif for the e VITARA and reflect its high-tech nature as an advanced EV, along with the power and 4x4 SUV performance capabilities that make it ready for any adventure. The body’s unique silhouette plays on the long wheelbase and large-diameter tyres at each corner to create an aggressive, crouching stance and highlight the long, spacious cabin.

To express the e VITARA’s character as an SUV, the bonnet rises in a solid mass toward the upright windscreen, while the fenders and shoulders are dramatically flared to convey a sense of muscular power. The body’s polygonal structure and sculptured form gives the e VITARA a powerful, cutting-edge look that dynamically reflects its identity as both an EV and SUV.

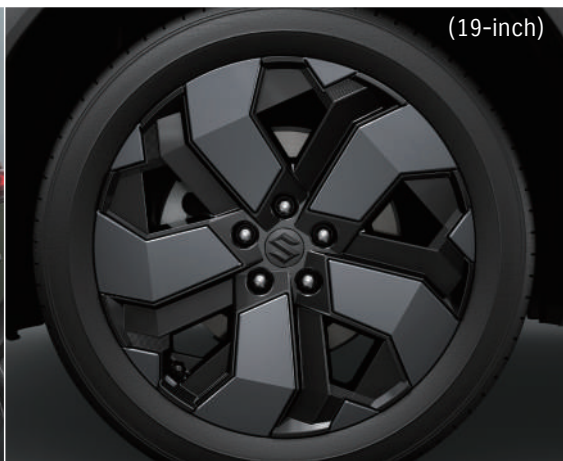
1 Iconic 3-point lamp matrix

The front and rear lamps form a signature 3-point matrix made up of three luminous elements, with the unique shape of each element connecting to create an evocative high-tech look. The 3-point matrix features high-resolution detailing that is designed to excite an emotional response in the viewer. The left and right lamps are joined by a single horizontal through-line across the front and rear that naturally leads your eye to the Suzuki badge in the centre.

2 Alloy wheels

The e VITARA is equipped with large-diameter* alloy wheels that adopt a new wide-spoke design and all-new resin garnish. Featuring low weight and enhanced aerodynamic performance, the large wheels add a sense of power and beauty to the vehicle’s appearance.

* 19-inch, fully garnished cast alloy wheels for GLX grade, and 18-inch fully garnished machined alloy wheels for GL grade.







**Don't hesitate
to go for it**



High-tech flair and adventurous appeal

The interior features a design that, in keeping with the motif for the exterior design, reflects both the high-tech nature of the e VITARA as an EV and its go-anywhere adventuring capability as an SUV. High-tech appeal is conveyed by appointments such as the integrated display system, floating centre console, ambient lighting and unique steering wheel shape. The spirit of adventure and true 4x4 SUV capability are expressed through the design of the instrument panel's cross-sectional middle pad, commanding high console and four louvered air conditioner vents, as well as the body-hugging front seats.

1 Floating centre console

The unique floating centre console and shift-by-wire driving mode dial that sits atop it not only speak of high-tech design, but also provide ready access to controls such as the SNOW mode (2WD), AUTO mode (4WD), TRAIL mode (4WD), pedal mode, hill descent control and electric parking brake switches.



2 Ambient lighting

The e VITARA introduces ambient lighting as a new feature that indirectly illuminates the 3D textured pattern of the console middle tray and front door trims. You can choose freely among 12 different lighting colours and 7 levels of dimming to match your mood or needs at any given time.



3 Steering wheel

The steering wheel adopts a new two-spoke, squircle-shaped design that harmonises well with the instrument panel's horizontal layout. Features include a slightly flattened top section that provides you with a clear view of both the meter display and the road ahead, as well as a slightly flattened bottom section that makes it easier to get in and out of the driver's seat.

4 Electric parking brake

The electric parking brake can be set or released via a fingertip switch on the floating centre console, eliminating worries about insufficient engagement when parking, and about driving off with the brake partially engaged afterward.

5 Brake hold

Brake hold prevents unintended forward movement when stopped at a traffic light or in busy traffic. Once you activate the function by simply pressing the HOLD switch on the floating centre console, the e VITARA will remain stopped even if you remove your foot from the brake pedal.





Adventure is right in front of you

Large, easy-to-read displays and intuitive controls bring extra excitement and convenience to every adventure. All the information you need at a glance. All the functionality you want at your fingertips. And all this complemented by an Infinity sound system that fills the cabin with a clear, premium-quality sound that resonates with the dynamic spirit of your journey.

1 Integrated display system

The e VITARA introduces a new integrated display system that combines the meter and infotainment system displays into a single unit. Controls for display customisation, air conditioning and other functions are also incorporated into the integrated display to allow intuitive operation.

Meter display

This 10.25-inch display lets you choose between three customisable layouts to best suit your preferences. In addition, it features a fixed area for displaying the meters, driving information and warnings, and two switchable areas for displaying content from the centre display. The switchable content can be changed by pressing the steering wheel's INFO button.

Centre display

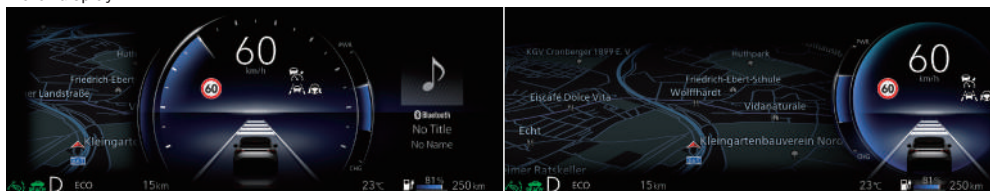
The 10.1-inch colour LCD centre display supports smartphone connectivity via USB and WiFi®. Tabs on the left and right sides of this customisable screen allow quick, intuitive access to a wide variety of controls, including GPS navigation, air-conditioning controls, EV and charging settings, tyre pressure monitoring and driver assist functions.

Infinity sound system

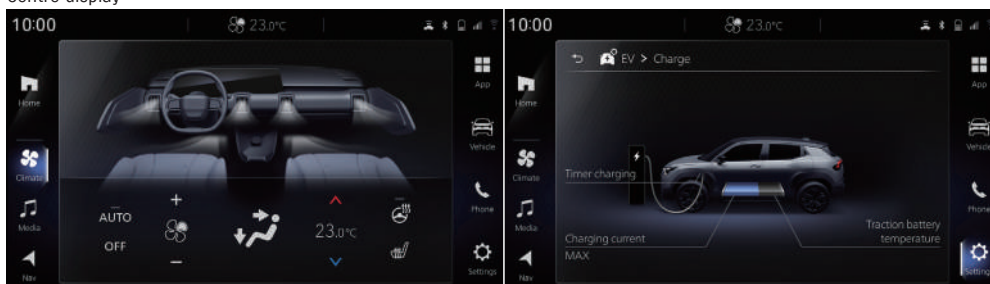
The GLX grade e VITARA is equipped with an Infinity sound system comprised of eight high-performance speakers, a subwoofer and an amplifier. Dedicated tuning of sound reproduction for the e VITARA is handled by a powerful digital signal processor integrated into the amplifier. The system employs many feature technologies originally developed for Infinity's high end home audio systems that enable it to express the full charm of any kind of music.



Meter display



Centre display



Apple CarPlay works with your iPhone and Siri to help you get directions, make calls, play music, and send and receive messages using voice commands or the display audio touch panel interface.




Android Auto™ lets you use voice commands to send messages, get directions, control media and perform other actions. Just say, "Hey, Google" or long press the voice control button on the steering wheel to get started.



* Apple CarPlay is supported in the countries listed at the following link: <https://www.apple.com/ios/feature-availability/#applecarplay-applecarplay>. For more details, including iPhone models and iOS versions compatible with Apple CarPlay, see: <https://www.apple.com/ios/carplay/>.
* Wireless use of Android Auto requires a compatible Android 11.0+ phone and compatible active data plan. Check g.co/androidauto/requirements for compatibility. Some features and devices may not be available in all countries. Subject to availability.
* Apple, Apple CarPlay, iPhone and Siri are trademarks of Apple Inc., registered in the U.S. and other countries.
* Google, Android, Android Auto, YouTube Music and other marks are trademarks of Google LLC.
* Bluetooth is a registered trademark of Bluetooth SIG, Inc.
* Wi-Fi is a registered trademark of Wi-Fi Alliance®.

2 360 view camera

Cameras mounted at the front and rear, as well as on both door mirrors make parking easier by providing a clear view of obstacles ahead or behind you. The system can also combine images from all four cameras to display an omnidirectional view of your immediate surroundings.



Front sonar automatic display switching



1 Luggage space

The luggage area is large and flexible enough to realise the space you need in a wide range of situations, from leisure to everyday use. Sliding the rear seats to their frontmost position makes 310L* of luggage space available, and 244L* remains available even when those seats are in their rearmost position. The back door sill height is also designed to be low enough to make loading and unloading easier.

* Stated capacities are for the GL grade, measured in-house and calculated using the VDA method.

2 Wireless charger*1

A Qi™*2 charger built into the front of the centre floor console provides easy access to wireless smartphone charging.

*1 Available only on GLX grade

*2 Qi and the Qi mark are trademarks of the Wireless Power Consortium (WPC).

3 Front cup holders

A pair of cup holders at the front of the floating centre console are positioned within easy reach of the front seat occupants.

4 Console middle tray

The convenient tray below the centre console's top panel features ambient illumination, a richly textured surface and handy storage for small objects you want to keep close at hand.

5 Front seat ACC and USB power supply

Two USB ports (1 USB-A, 1 USB-C) and an accessory socket (12V/120W) located at the front of the console middle tray adds options for charging and running the devices you care to bring along.

6 Front seat armrest

The ergonomically designed front seat armrest is sufficiently long enough to provide comfort for occupants of a wide range of body types.

7 Rear seat power supply

Two USB ports (1 USB-A, 1 USB-C) allow rear seat passengers to charge their mobile devices. A smartphone tray is also provided below the ports.

8 Rear seat armrest

The centre section of the rear seat back can be folded forward, transforming it into an armrest with two cupholders (600 ml each).







1 Front seats

The front seats feature a contemporary longitudinal design and a deeply sculpted centre that provides the occupants with a firm, comfortable hold. The GLX grade also features a 10-way adjustable power driver's seat that can slide the seat forward or backward, tilt the seat cushion, adjust the seat height, adjust the amount of seatback recline, and adjust the lumbar support.

2 Rear seats

Highly comfortable and functional, the rear seats can be slid forward or backward to adjust legroom for passengers or luggage space to accommodate the needs of various active lifestyles.



3 Glass roof

The lightweight glass roof with retractable sunshade fully leverages its 804 mm width and 489 mm length to add a sense of expansive freedom to the e VITARA driving experience.

GLX only

4 Door mirror heaters

Automatically activated when the rear window defogger is switched on, the door mirror heaters help prevent fogging and ice build-up.

 Cold-region specification only

5 Rear heater ducts

A pair of rear heater ducts enhance rear seat passenger comfort by delivering airflow to the rear seat area.

 Cold-region specification only

6 Steering wheel heater

The steering wheel is heated to help keep the driver's hands warm, enhancing comfort when driving on cold days.

 Cold-region specification only

7 L-shaped de-icer

A heating element embedded along the side and bottom of the windscreen helps keep the wipers free of ice and snow build-up.

 Cold-region specification only


8 Heated seats

Heaters that warm the driver and front passenger seat cushions and seatbacks offer three-level temperature adjustment via controls on the integrated display.

 Cold-region specification only






A photograph of a forest landscape. In the foreground, a muddy, rutted path leads through a wooded area. The path is dark and reflective, mirroring the surrounding trees and foliage. The forest is dense with tall, thin trees, some of which are bare, suggesting a late autumn or winter setting. The ground is covered in fallen leaves and moss. A bright blue vertical bar runs along the right edge of the image. Overlaid on the lower right portion of the image is the text "Don't hesitate to go beyond the limits" in a white, bold, sans-serif font.

**Don't hesitate
to go beyond the limits**



Dual Sensor Brake Support II (DSBS II)

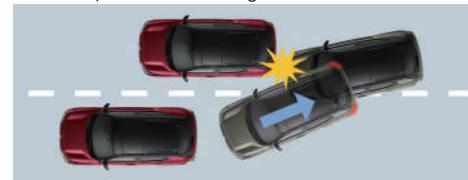
The system employs millimetre-wave radar sensors and a monocular camera to detect vehicles, motorcycles, pedestrians and bicycles (daytime only) ahead of the e VITARA. Audio and visual warnings are issued to alert you if the possibility of a collision arises. If you respond with insufficient brake force, brake assist automatically engages to help slow the vehicle. And if the probability of a collision increases, brake force is applied automatically to help reduce impact force and mitigate damage.



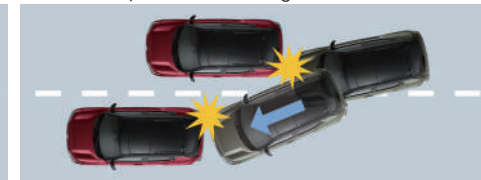
Multiple collision braking

When the brake system receives a signal from the airbag that a collision has occurred, it automatically activates the brakes and brake lamps to alert nearby vehicles and help prevent a secondary collision.

With multiple collision braking



Without multiple collision braking



Lane Keep Assist (LKA)

When you have adaptive cruise control activated, LKA helps you keep the e VITARA in the centre of the lane in which you are travelling. And if it senses that you are drawing too close to an adjacent vehicle or other obstacle, LKA provides steering assistance to help maintain a safe distance.



Lane Departure Prevention (LDP)

LDP detects the lane demarcation lines and predicts your path of travel as you drive. If you begin to drift due to inattention, the system alerts you by vibrating the steering wheel or sounding an audio alert. And if you fail to respond and correct, it provides steering assistance to help return your e VITARA to the centre of the lane.



Note: Safety technologies are not a substitute for safe driving; their effectiveness is limited, and in some situations they may not function as expected. Please refer to the Major Specifications for details of availability.



Adaptive Cruise Control (ACC)

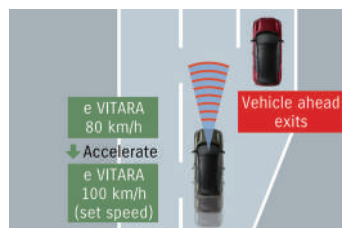
ACC helps reduce driver fatigue on long trips and when driving in traffic. The system uses millimetre-wave radar and a monocular camera to measure the distance to the vehicle ahead, accelerating or decelerating as needed to maintain the distance you have set. (You can choose from four distance settings.) If the road ahead is clear, it will maintain the speed at which you were traveling when you engaged the system. ACC can be linked to the traffic sign recognition system through the driver customisation setting. ACC set speed will be adjusted based on the posted speed limit.



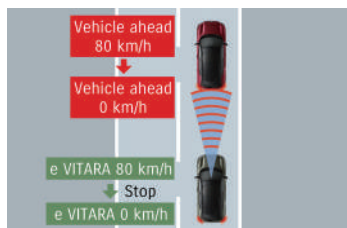
Constant speed cruising
If there are no vehicles ahead, your chosen speed setting is maintained.



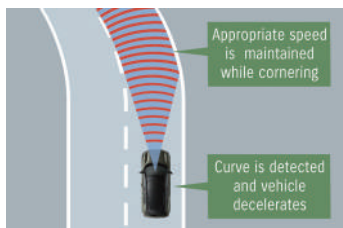
Deceleration and follow-up cruising
Speed is maintained or reduced to match the speed of the vehicle ahead.



Acceleration
If the vehicle ahead departs from the lane and sufficient distance opens up ahead, the e VITARA will automatically reaccelerate to your set speed.



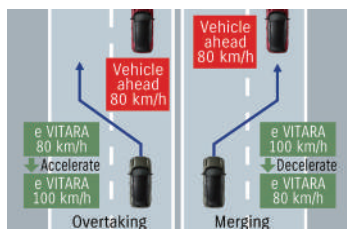
Stop and start control
The e VITARA will decelerate and come to a stop if the vehicle ahead stops.



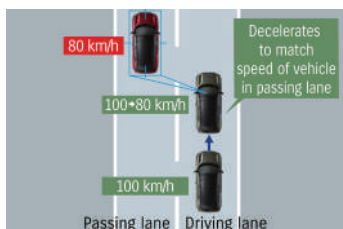
Curve speed reduction function
Speed is reduced when approaching a curve and an appropriate speed maintained until you exit the curve.



Brake hold
Pressing the accelerator pedal or operating the steering wheel switch will resume following the vehicle ahead.



Support for lane change
Automatically assists acceleration and deceleration to support smooth overtaking and safe merging on the motorway when the turn indicator lever is operated.



Overtaking prevention function
Decelerates to match speed of a vehicle travelling at a slower speed in the passing lane.



Traffic Sign Recognition (TSR)

TSR detects traffic signs, including speed limit signs, and alerts you by displaying them as icons on the meter display. The speed limit icon flashes if you are exceeding the speed limit posted on a detected sign, and an audio warning also sounds if you don't slow down.



Speed limiter

With just the press of a button, you can choose either to use a speed limit you set to your liking, or the speed limit detected by the traffic sign recognition system.



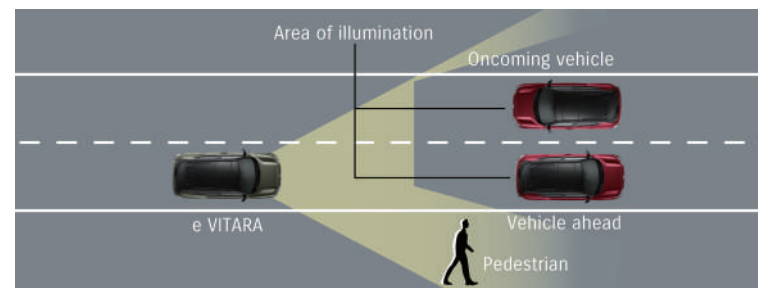


Adaptive High Beam System (AHS)

AHS uses millimetre-wave radar and the monocular camera to detect the brightness of the surrounding area and the lights of other vehicles, and adjusts the brightness and illumination range of the headlamps as needed.

It also adjusts high beam brightness and illumination angle according to vehicle speed, and switches to low beam in well-lit areas.

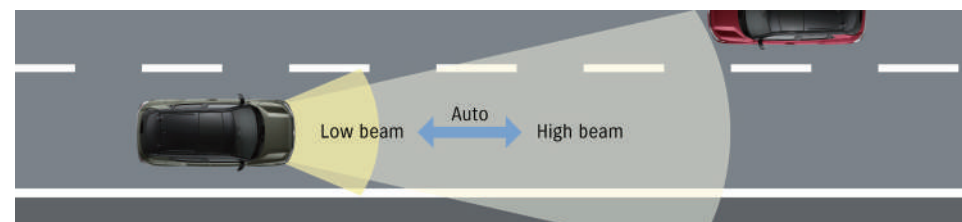
GLX only



High Beam Assist


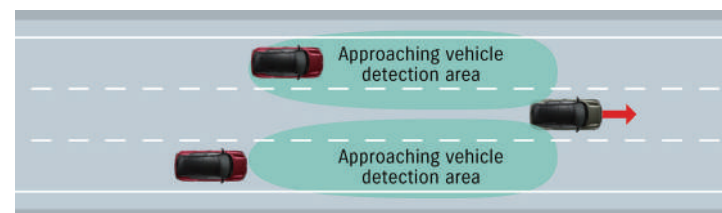
When driving with the high beams on, the headlamps automatically switch to low beam when you experience oncoming traffic or vehicles driving ahead, or if you are travelling in a well-lit area. The headlamps automatically return to the high beams when the road ahead is clear and the surrounding area is poorly lit. (Active only at speeds above 40 km/h when the light switch is set to Auto.)

GL only




Blind Spot Monitor (BSM)

BSM uses millimetre-wave radar sensors in the rear bumper to detect vehicles located in or approaching either rear blind spot. When a vehicle is detected, a warning icon appears in the corresponding door mirror. If you activate the turn signal on that side, the icon flashes and an audio warning sounds.



Rear Crossing Traffic Alert (RCTA)

RCTA is a supplementary safety feature that uses blind spot monitor to detect and warn of vehicles approaching from the left or right when backing out of a parking space or other location.



■ Driver Monitoring System (DMS)

A camera mounted on the steering column cover monitors your eyes and face while driving. If the system detects you to be drowsy, falling asleep, or looking away from the road, it sounds a warning alarm and displays an alert message on the meter display.



Drowsiness alert

The system monitors eyelid movement and yawn frequency to detect drowsiness when driving. If it does while you are driving at a speed of approximately 65 km/h or more, it warns you to take a break by sounding an alarm and displaying an alert message on the meter display.



Dozing alert

If you start dozing off and your eyes remain closed for more than a specified period while driving at a speed of approximately 65 km/h or more, the system warns you to take a break by sounding an alarm and displaying an alert message on the meter display.



Distracted driving alert

If you look to the side for more than a specified period while driving at a speed of approximately 20 km/h or more, the system warns you by sounding an alarm and displaying an alert message on the meter display.

■ eCall

In the event of a serious collision, the eCall system automatically contacts emergency services and sends an automated message with the vehicle's current location and other relevant information. The system is activated automatically by in-vehicle sensors after a crash, but can also be manually activated to contact emergency services by pushing the SOS button located on the overhead console, between the sun visors.



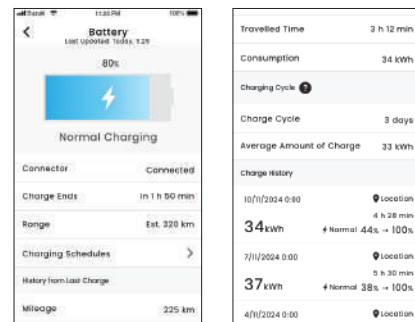


SUZUKI connect

SUZUKI CONNECT is a suite of connected services you can access remotely from your smartphone to monitor your e VITARA's status and control some of its functions.

1 Battery information

Use the SUZUKI CONNECT app to check the battery's remaining charge, cruising range, or average power consumption, as well as the current charging status, charging level, and estimated time to complete charging.



2 Charging status notification

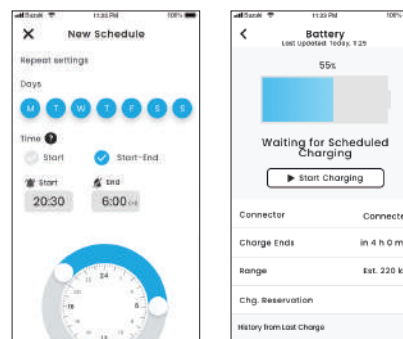
Receive notifications from the SUZUKI CONNECT app when charging starts, ends, or is unexpectedly suspended. This brings you greater peace of mind and gives you the ability to take action if necessary.

3 Low battery notification

The SUZUKI CONNECT app notifies you when the remaining battery charge drops below a user-set level, allowing you to take action to prevent draining the battery.

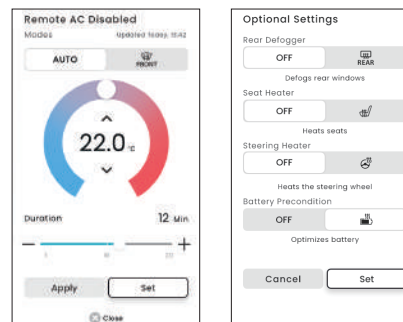
4 Reservation charging

Make reservations to start and stop charging, and set recurring charging schedules to suit your schedule or to take advantage of times when electricity rates are lower.



5 Low temperature notification/ AC auto ON timer/ Battery precondition

Receive instructions when the ambient temperature drops below -15°C and your e VITARA is parked, and schedule AC operation, with or without battery preconditioning, from the SUZUKI CONNECT app.



6 Trip planning

Search for and set destinations using the SUZUKI CONNECT app, display your route on the e VITARA's integrated display, and receive navigation guidance along the way.

7 Wallpaper customisation

Use the SUZUKI CONNECT app to select images from your smartphone and set them as the wallpaper for the e VITARA's integrated display.

8 Hybrid navigation

Access both online and offline navigation data to view maps, weather updates, and information on availability of nearby charging stations and parking areas.

Feature list

	Function
Vehicle status	Warning light notifications
Periodic maintenance/recall notifications	Notifications via smartphone of periodic maintenance and recall/service campaigns
Security notifications	Security alarm Power on
On/off control	Geolocation and remote functions on/off control
Geofencing and curfew alerts	Leaving/entering a set area Absent at a set time Door left unlocked
Status notifications	Headlamps left on Hazard lamps left on
Driving history	Driving information Remote door lock operation
Remote operation	Remote air conditioner operation Remote seat heater operation Remote steering wheel heater operation
Parked car locator	Checking parked car location Sharing parked car location/display Route guidance
EV functions	Charging status notifications Reservation charging settings Battery information Low battery notifications Low temperature notifications AC ON timer and battery precondition reservations
Trip planning	Smartphone-linked in-vehicle route map display
Wallpaper	Sends images on smartphone to integrated display system in vehicle
Other functions	Hybrid navigation



**Don't hesitate
to go boldly into the unknown**





Standard and optional equipment available may vary for individual markets. Please enquire at your dealers, as specifications and illustrations may refer to models not available in your region. SUZUKI MOTOR CORPORATION reserves the right to change, without notice, prices, colours, materials, equipment, specifications and models, and also to discontinue models.

All photographs in this brochure were taken with relevant permission. Images of the vehicles without number plates on public roads are composite photos.



Suzuki Motor Corporation

300 Takatsuka-cho, Chuo-ku, Hamamatsu-shi, Shizuoka 432-8611 JAPAN
www.globalsuzuki.com

e VITARA BROCHURE (E)
99999-B1101-801 2501